

# Quorum

## MiniQ GD



Designed with simplicity in mind, the easy-to-use MiniQ GD allows for surface modification of TEM grids. Resulting in the clear imaging of macromolecules.



### Features and Benefits

- ◆ Simple operation
- ◆ Robust touch panel
- ◆ Small footprint
- ◆ Automatic operation with minimal user intervention required
- ◆ Detachable chamber with implosion guard allowing for easy cleaning
- ◆ Pre-set profiles with single touch operation

### Recommended applications:

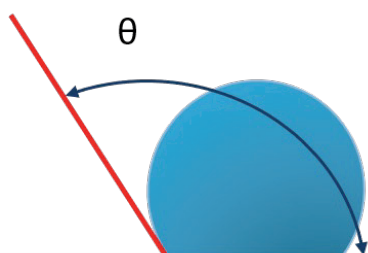
- ◆ Changing wettability of surfaces, primarily used for TEM grids to improve the spread of particles/ molecules on them, could also be used for SEM and AFM imaging when samples are applied onto substrate surfaces from liquid.
- ◆ Soft cleaning of surfaces

**SPECIALISTS IN ELECTRON MICROSCOPY SAMPLE PREPARATION**


**E: SALES@QUORUMTECH.COM • T: +44 (0) 1323 810981 • W: QUORUMTECH.COM**

# Quorum





## MiniQ GD



Hydrophobic surface



Hydrophilic surface



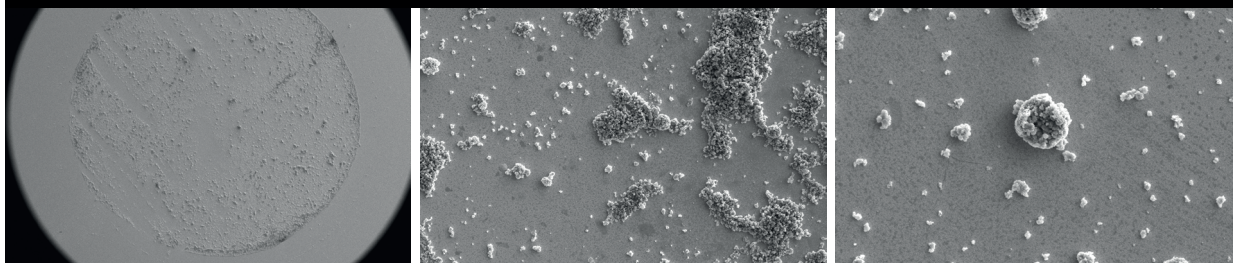
FOR FULL SPECIFICATIONS CONTACT OUR SALES TEAM ON  
E: SALES@QUORUMTECH.COM • T: +44 (0) 1323 810981 • W: QUORUMTECH.COM

# Quorum

## MiniQ GD



Molecular sieve particles applied from suspension onto carbon surface without Glow Discharge




Molecular sieve particles applied from suspension onto carbon surface with Glow Discharge




Low concentration of ferritin solution. No molecules caught on the grid surface.




High concentration of ferritin solution. Poor spread resulting in large agglomerates.




High concentration of ferritin solution. Poor staining resulting in light patches.



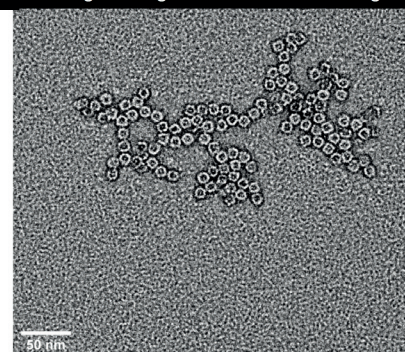
High concentration of ferritin solution. Large number of molecules caught on the surface.



Low concentration of ferritin solution. Molecules retained on the surface.



Low concentration of ferritin solution. Glow discharge of the grid allowed correct staining.



FOR FULL SPECIFICATIONS CONTACT OUR SALES TEAM ON  
E: SALES@QUORUMTECH.COM • T: +44 (0) 1323 810981 • W: QUORUMTECH.COM

# Quorum

## Specifications

### Instrument Dimensions

- ◆ 225 mm (Width) x 420 mm (Depth) x 325 mm (Height)  
(Total Height with coating head open 480 mm (H))

### Chamber size

- ◆ 120 mm Ø (internal)

### Stage size

- ◆ 50 mm Ø stage

### Weight

- ◆ 8.7 kg

### Pump

You can purchase the instrument with or without a pump. Please note, the MiniQ GD specifications are based on use with a Pfeiffer Duo 6 pump. For more information regarding pump options please contact [sales@quorumtech.com](mailto:sales@quorumtech.com)

### Compliance

- ◆ The MiniQ GD complies to LVD, EMC, RoHS directives
- ◆ The MiniQ GD conforms to UKCA and European CE industry marks


### Safety

- ◆ Vacuum interlocks remove power from deposition sources to prevent users being exposed to high voltage

**Please contact our sales team at [sales@quorumtech.com](mailto:sales@quorumtech.com) for full pricing.**

**Products are for research use only.**

While every effort is made to ensure accuracy, no responsibility can be accepted for errors or omissions. Data may change, as well as legislation and you are strongly advised to obtain copies of the most recently issued regulations, standards and guidelines. This document does not form the basis of a contract. Quorum has a policy of ongoing product improvement and reserves the right to change specifications without notice © 2023 Quorum Technologies Limited. All rights reserved.



**FOR FULL SPECIFICATIONS CONTACT OUR SALES TEAM ON  
E: [SALES@QUORUMTECH.COM](mailto:SALES@QUORUMTECH.COM) • T: +44 (0) 1323 810981 • W: [QUORUMTECH.COM](http://QUORUMTECH.COM)**