

## HPU25 series

V1.6

## 25W Interchangeable Medical Grade Power Supply

The HPU25 series of AC/DC switching mode power supplies provide 25 Watts of continuous output power. All models meet FCC Part-18, CISPR-11 and EN55011 class B emission Limits, IEC 60601-1-2:2014 and are designed to comply with UL/cUL, TUV T-mark and conformity assessment in CE marking. All units pass burn-in test at full load condition.

### FEATURES:

- \* Wide Operating Voltage, 80 to 275 VAC, 47 to 63 Hz
- \* Interchangeable Plug
- \* Single Output
- \* Over Load protection
- \* Input to Output : 2MOPP
- \* High ESD immunity
- \* Suitable home healthcare environment
- \* Suitable professional healthcare facility
- \* 3 year warranty



### APPLICATIONS:

- \* Breathing Therapy Device
- \* Blood Pressure system
- \* Portable medical device
- \* ECG 、 EEG
- \* Medical Tablet

### GENERAL SPECIFICATION:

- \* **Short Circuit Protection:** Auto Recovery
- \* **Cooling:** Free Air Convection
- \* **Protection Classes:** Double insulated, Class II
- \* **Safety:** IEC60601-1 Edition3.1, ES60601-1:2005(R2012), CSAC22.2 NO.60601-1:14, EN60601-1:2006/A1:2013, IEC60601-1-11

### APPROVALS:



### Electrical Characteristics:

Symbol	Characteristic	Condition	Min.	Typ.	Max.	Unit
Vins	Safety Approval Input Voltage Range	Safety Approval & Specification in Label	100		240	VAC
Vin	Input Operate Voltage Range	Detail to see Fig.1 (Derate linearly from 100% load at 90VAC to 80% load at 80VAC)	80		275	VAC
Fi	Input Frequency	Sine wave	47		63	Hz
Po	Output Power Range	See Rating Chart			25	W
Iil	Low Line Input Current	Full Load, Vin=100VAC		0.7		A
Iih	High Line Input Current	Full Load, Vin=240VAC		0.35		A
Irl	Low Line Input Inrush Current	Full Load, 25°C, Cool start, Vin=100VAC			65	A
Irh	High Line Input Inrush Current	Full Load, 25°C, Cool start, Vin=240VAC			165	A
η	Efficiency	Full Load, Vin=230VAC, Detail to see Rating Chart	See Rating Chart			
ΔVoi	Line Regulation	Full Load, Vin=100~120VAC or 200~240VAC	0.5		1	%
OLP	Over Load Protection	Recovers automatically after fault condition is removed	110		150	%
ttr	Time of Transient Response	Io=Full Load to Half Load, Vin=110VAC			4	ms
thu	Hold-Up Time	Full Load, Vin=110VAC	See Rating Chart			
ts	Start-up time	Full Load, Vin=100~240VAC			3	s
Tc	Temperature Coefficient	All Condition			±0.04	%/°C
HV	Dielectric Withstanding Voltage (P-S)	Primary to Secondary, limit current <10mA			4000	VAC
EMI	EMC Emission	Compliance to EN55011 (CISPR11), EN60601-1-2	B			Class

### Environmental:

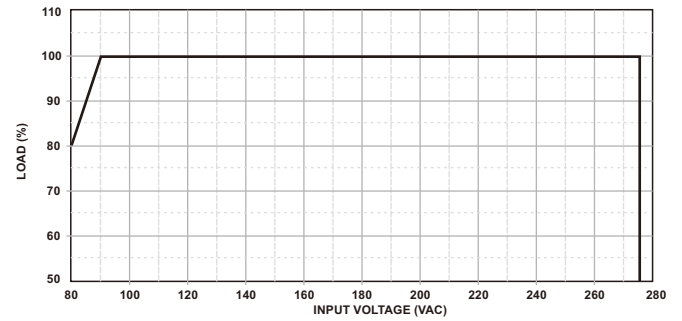
Symbol	Characteristic	Condition	Min.	Typ.	Max.	Unit
To	Operating Temperature	Detail to see Fig.2 (Derate linearly from 100% load at 40°C to 50% load at 70°C)	-10		70	°C
Ts	Storage Temperature	10 ~ 95% RH	-40		85	°C
Ho	Operating Humidity	non-condensing	0		95%	RH
Hs	Storage Humidity		0		95%	RH
ESDa	Electro Static Discharge	Air Discharge, IEC61000-4-2			15	kV
ESDc	Electro Static Discharge	Contact Discharge, IEC61000-4-2			8	kV
MTBF	Mean Time Between Failure	Operating Temperature at 25°C, Calculated per MIL-HDBK-217F	200k			h
ELEV	Operating Altitude (Elevation)	All condition			3000	m
VBR	Vibration	10 ~ 500Hz, 10min./1cycle, 60min. each along X, Y, Z axes			5	G
Vsl	Surge Voltage	Line-Neutral			1	kV

## HPU25 series V1.6

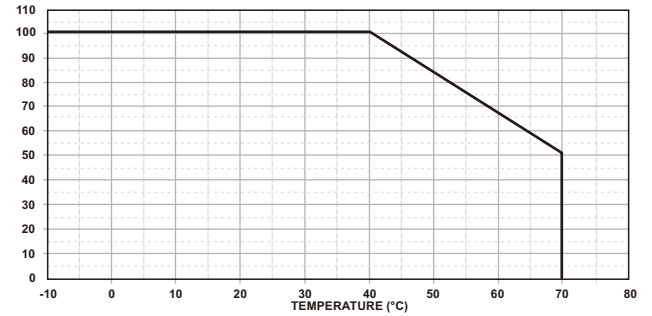
## 25W Interchangeable Medical Grade Power Supply

### SPECIFICATION NOTE :

- Output can provide up to peak load when the power supply starts up. Continuous staying in more than rated load is not allowed.
- At factory, in 60% rated load condition, each output is checked to be within voltage accuracy.
- Line regulation is defined by changing  $\pm 10\%$  of input voltage from nominal line at rated load.
- Load regulation is defined by changing  $\pm 40\%$  of measured output load from 60% rated load.
- The ripple is measured from peak to peak with a bandwidth-limit of 20MHz (Measured at the output connector with a 0.1uF ceramic capacitor and a 47uF electrolytic capacitor).
- Hold up time is measured from the end of the last charging pulse to the time which the main output drops down to low limit of main output at rated load and nominal line.
- Efficiency is measured at rated load, and nominal line.

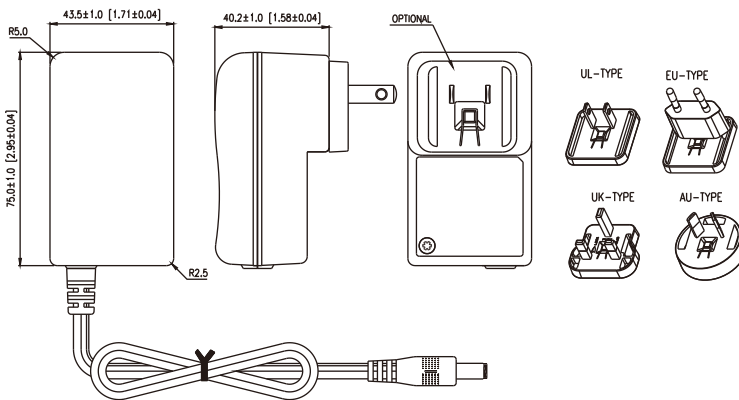


(FIG.1) INPUT VOLTAGE DERATING CURVE



(FIG.2) TEMPERATURE DERATING CURVE

### MECHANICAL DIMENSIONS: ( UNIT: mm [inch] )



### OUTPUT CABLE RECOMMEND :

- HPU25-101~104 are required to use AWG#18 2C/4FT output cable.
- HPU25-105~109 are required to use AWG#20 2C/4FT output cable.
- HPU25-110~112 are required to use AWG#22 2C/4FT output cable.
- The regulation and efficiency will be changed by modified output cable.

NET WEIGHT : 200g approx.

### Rating Chart:

MODEL NO.	Setting Voltage Range (Factory setting, can't be adjusted)		Output Current (Based on the output volt.)		Maximum Output Power (W)	Ripple & Noise (mVp-p)	Total Regulation (%)	Typ. Efficiency (%)	Typ. No Load Consumption (W)	Hold-Up Time (ms)	Protection Mode
	min	max	min	max							
	(VDC)	(VDC)	(A)	(A)							
*HPU25-101	3.0	5.0	2.10	3.50	10.5	66	±8	65	0.3	12	Hiccup
HPU25-102	5.0	6.0	2.75	3.30	16.5	50	±5	78	0.3	12	Hiccup
HPU25-103	6.0	8.0	2.50	3.33	20	70	±5	81	0.3	12	Hiccup
HPU25-104	8.0	11.0	2.00	2.75	22	90	±5	82	0.3	12	Hiccup
HPU25-105	11.0	13.0	1.92	2.27	25	100	±5	83	0.3	12	Hiccup
HPU25-106	13.0	16.0	1.56	1.92	25	120	±5	83	0.3	12	Hiccup
*HPU25-107	16.0	21.0	1.19	1.56	25	120	±5	84	0.3	12	Hiccup
HPU25-108	21.0	27.0	0.92	1.19	25	120	±3	86	0.3	12	Hiccup
*HPU25-109	27.0	33.0	0.75	0.92	25	120	±3	86	0.3	12	Hiccup
*HPU25-110	33.0	40.0	0.62	0.75	25	220	±3	86	0.3	12	Hiccup
*HPU25-111	40.0	48.0	0.53	0.62	25	220	±3	86	0.3	12	Hiccup
*HPU25-112	48.0	55.0	0.45	0.53	25	220	±3	86	0.3	12	Hiccup

[\*]=MOQ is required. Please contact sales.

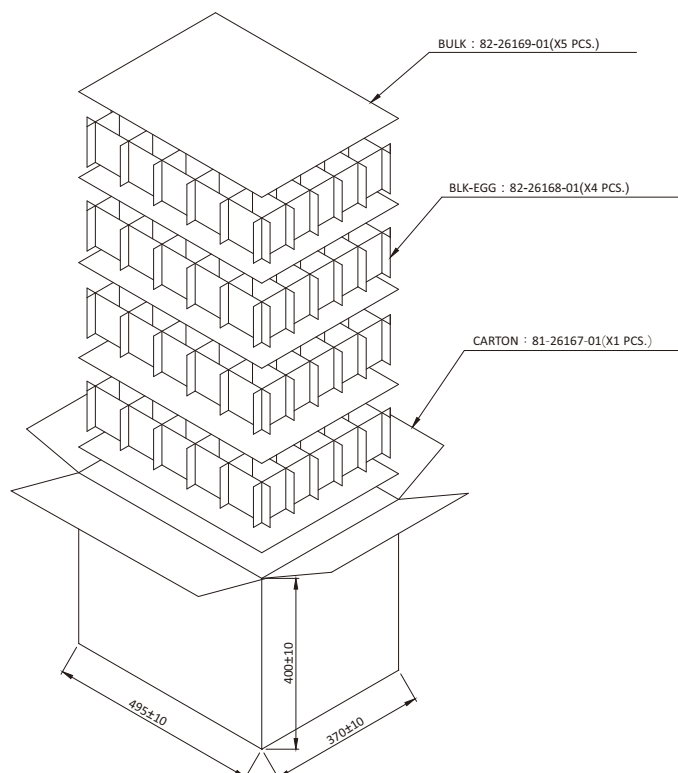
### EMC Specifications:

EMISSION		
ITEM	STANDARD	RESULT
Conducted	EN55011	CLASS B
Radiated	EN55011	CLASS B
Harmonics	EN61000-3-2	CLASS A
Flicker	EN61000-3-3	PASS

	ITEM	STANDARD	RESULT	CRITERION
IMMUNITY	ESD	EN61000-4-2	15KV air discharge, 8KV contact discharge	A
	RS	EN61000-4-3	PASS	A
	EFT	EN61000-4-4	2KV	A
	SURGE	EN61000-4-5	line to line : 0.5 ; 1kV	A
	CS	EN61000-4-6	3Vrms, 6Vrms	A
	PFMF	EN61000-4-8	PASS	A
	Voltage dips	EN61000-4-11	i) 0% reduction for 0.5 cycle at 50Hz	B
			ii) 0% reduction for 1 cycle at 50Hz	B
			iii) 70% reduction for 25/30 cycles at 50/60Hz	C (240VAC)
Voltage interruptions	EN61000-4-11	0% reduction for 250/300 cycles at 50/60Hz	C	

### STANDARD PACKAGING : ( UNIT: mm )

- \* Power Supplies per Box (full box): 100 pcs
- \* Box Dimensions: L52\*W39\*H42 cm
- \* Gross Weight (full box): 17.05 KGS
- \* Packaging Part No: 84-26170-01



\* Note the above packing is for reference only, please contact sales for a confirm packing information.

### Standard Connector:

Barrel Female Plug	Plug PN	OD	ID	L	Standard Connection(Default)	Wire Material	Wire Type
	P01K	5.5	2.1	11	Center=OUT(+) Sleeve=RTN(-)	SPT-1 UL1185 + CORE	102~108:18AWG/4FT 109~112:20AWG/4FT

### Optional Connector:

Barrel Female Plug	Plug PN	OD	ID	L	Standard Connection(Default)	Wire Material	Wire Type
	P01J	5.5	2.1	9.5	Center=OUT(+) Sleeve=RTN(-)	SPT-1 UL1185 + CORE	102~108:18AWG/4FT 109~112:20AWG/4FT
	P01M	5.5	2.5	9.5			
	P01N	5.5	2.5	11			

Barrel Female Plug	Plug PN	OD	ID	L	Standard Connection(Default)	Wire Material	Wire Type
	P02J	5.5	2.1	9.5	Center=OUT(+) Sleeve=RTN(-)	SPT-1 UL1185 + CORE	102~108:18AWG/4FT 109~112:20AWG/4FT
	P02K	5.5	2.1	11			

USB TYPE-C	Plug PN	Standard Connection(Default)	Wire Material	Wire Type
	P88H	A4,A9,B4,B9=OUT A1,A12,B1,B12,SHIELD=RTN A6,A7=SHORT B6,B7=SHORT A2,A3,A5,A8,A10,A11, B2,B3,B5,B8,B10,B11=N/C	UL1185 + CORE	102~108:18AWG/4FT Rated Voltage:30V

\* Optional output connectors available contact sales for details.